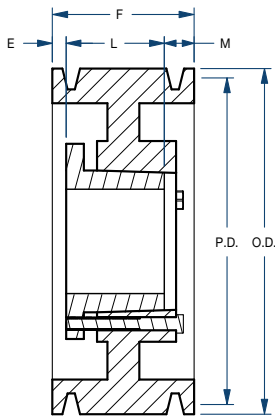


Sheaves

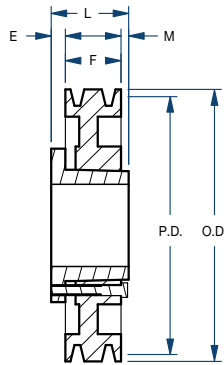
4C/QD STYLE



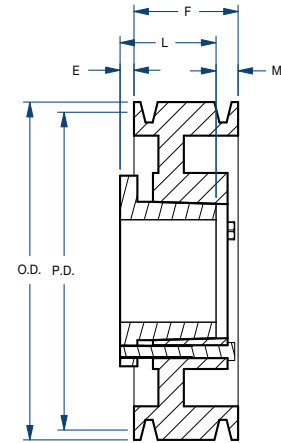
BLACKSTAR®



Type A



Type C



Type D

Part No.	Bushing	Bore Range (in)	Type	Diameter (in)		Dimensions (in)				Weight less Bushing (lbs)
				Pitch	Outside	E	F	L	M	
4C50SD	SD	1/2 – 2	A	5.0	5.40	27/32	4-1/4	1-13/16	1-19/32	21.0
4C55SD	SD	1/2 – 2	A	5.5	5.90	27/32	4-1/4	1-13/16	1-19/32	26.0
4C60SF	SF	1/2 – 2-15/16	A	6.0	6.40	21/32	4-1/4	2-1/16	1-17/32	28.0
4C70SF	SF	1/2 – 2-15/16	A	7.0	7.40	21/32	4-1/4	2-1/16	1-17/32	33.0
4C75SF	SF	1/2 – 2-15/16	A	7.5	7.90	21/32	4-1/4	2-1/16	1-17/32	25.0
4C80E	E	7/8 – 3-1/2	A	8.0	8.40	25/32	4-1/4	2-3/4	23/32	30.0
4C85E	E	7/8 – 3-1/2	A	8.5	8.90	25/32	4-1/4	2-3/4	23/32	33.0
4C90E	E	7/8 – 3-1/2	A	9.0	9.40	25/32	4-1/4	2-3/4	23/32	35.0
4C95E	E	7/8 – 3-1/2	A	9.5	9.90	25/32	4-1/4	2-3/4	23/32	38.0
4C100E	E	7/8 – 3-1/2	A	10.0	10.40	25/32	4-1/4	2-3/4	23/32	40.0
4C105E	E	7/8 – 3-1/2	A	10.5	10.90	25/32	4-1/4	2-3/4	23/32	43.0
4C110E	E	7/8 – 3-1/2	A	11.0	11.40	25/32	4-1/4	2-3/4	23/32	46.0
4C120E	E	7/8 – 3-1/2	A	12.0	12.40	25/32	4-1/4	2-3/4	23/32	50.0
4C130E	E	7/8 – 3-1/2	A	13.0	13.40	25/32	4-1/4	2-3/4	23/32	54.0
4C140E	E	7/8 – 3-1/2	A	14.0	14.40	25/32	4-1/4	2-3/4	23/32	59.0
4C160E	E	7/8 – 3-1/2	A	16.0	16.40	25/32	4-1/4	2-3/4	23/32	65.0
4C180E	E	7/8 – 3-1/2	A	18.0	18.40	25/32	4-1/4	2-3/4	23/32	73.0
4C200E	E	7/8 – 3-1/2	A	20.0	20.40	9/32	4-1/4	2-3/4	1-7/32	82.0
4C240F	F	1 – 4	D	24.0	24.40	3/32	4-1/4	3-3/4	19/32	105.0
4C270F	F	1 – 4	D	27.0	27.40	3/32	4-1/4	3-3/4	19/32	125.0
4C300F	F	1 – 4	D	30.0	30.40	3/32	4-1/4	3-3/4	19/32	142.0
4C360F	F	1 – 4	D	36.0	36.40	3/32	4-1/4	3-3/4	19/32	172.0
4C440J	J	1-1/2 – 4-1/2	C	44.0	44.40	0	4-1/4	4-5/8	3/8	225.0
4C500J	J	1-1/2 – 4-1/2	C	50.0	50.40	0	4-1/4	4-5/8	3/8	260.0